



Prefinished Aluminum Sheet 040 x 48"
POPULAR SIZES (SHEETS PER 500 lb CASE)
48" x 96" (28); 48" x 120" (23); 48" x 144" (19)

SAF 201, SAF 204 Clear Anodized
SAF 244, SAF 344 Dk Bronze Anodized
SAF 245, Extra Dk Bronze Anodized
SAF 246 Black Anodized
SAF 434, Dk Statuary Bronze Fluorocarbon
SAF 434, Classic Bronze/Black Fluorocarbon 2-sides
SAF 434, White Fluorocarbon

Stock Aluminum Sheet 5005 A0

Mill Finish Stock Sizes	Lbs./Sq. ft.	Lbs./Sheet	Sheets/Case 500 lbs
.032 x 48 x 96	0.452	14.464	35
.032 x 48 x 120		18.080	28
.040 x 36 x 96		13.536	37
.040 x 36 x 120		16.920	30
.040 x 36 x 144		20.304	25
.040 x 48 x 96	0.564	18.048	28
.040 x 48 x 120		22.560	23
.040 x 48 x 144		27.072	19
.050 x 48 x 96		22.592	23
.050 x 48 x 120	0.706	28.240	18
.050 x 48 x 144		33.888	15
.063 x 48 x 96	0.889	28.448	18
.063 x 48 x 120		35.560	15
.063 x 48 x 144		42.672	12
.063 x 60 x 120		44.000	12
.063 x 60 x 144		53.340	10
.080 x 48 x 96		36.064	14
.080 x 48 x 120	1.127	45.080	12
.080 x 48 x 144		54.096	10
.090 x 36 x 96		30.576	17
.090 x 36 x 120		38.220	14
.090 x 36 x 144		45.864	11
.090 x 48 x 96	1.274	40.768	13
.090 x 48 x 120		50.960	10
.090 x 48 x 144		61.152	9
.125 x 36 x 96		42.336	12
.125 x 36 x 120		52.920	10
.125 x 36 x 144		63.504	8
.125 x 48 x 96		56.448	9
.125 x 48 x 120	1.764	70.560	8
.125 x 48 x 144		84.672	6
.125 x 60 x 96		70.560	8
.125 x 60 x 120		88.200	6
.125 x 60 x 144		105.840	5

RECTANGULAR TUBING Sharp Corners

Sect. No.	DIMENSIONS				Wght per Lgth
	A	B	T	Lgth	
t121	1/2"	1"	1/8"	21.08	8.075
t34112	3/4"	1-1/2"	1/8"	24.08	14.546
t1112	1"	1-1/2"	1/8"	24.08	16.304
t12	1"	2"	1/8"	24.08	20.109
t13	1"	3"	1/8"	24.08	27.117
t14	1"	4"	1/8"	24.08	34.342
t16	1"	6"	1/8"	24.08	49.659
t11421	1-1/4"	2-1/2"	1/8"	24.08	25.287
t1122	1-1/2"	2"	1/8"	24.08	23.454
t134214	1-3/4"	2-1/4"	1/8"	24.08	27.117
t1343	1-3/4"	3"	1/8"	24.08	32.247
79839	1-3/4"	4"	1/8"	24.08	39.737
t13441	1-3/4"	4-1/2"	1/8"	24.08	43.349
t1345	1-3/4"	5"	1/8"	24.08	47.058
t23	2"	3"	1/8"	24.08	34.342
t24	2"	4"	1/8"	24.08	41.567
t2412	2"	4-1/2"	1/8"	24.08	45.180
t25	2"	5"	1/8"	24.08	48.744
t26	2"	6"	1/8"	24.08	56.017
t28	2"	8"	1/8"	24.08	70.419
t34	3"	4"	1/8"	24.08	48.792
t36	3"	6"	1/8"	24.08	63.218
t46	4"	6"	1/8"	24.08	70.804

ANGLES - UNEQUAL LEGS Sharp Corners

Sect. No.	DIMENSIONS				Wght per Lgth
	A	B	T	Lgth	
1944	3/4"	3/8"	3/32"	16'	1.856
13754	3/4"	1/2"	1/16"	16'	1.424
1943	1"	1/2"	3/32"	16'	2.528
7201	1"	1/2"	1/8"	16'	3.296
7385	1"	3/4"	1/8"	16'	3.904
2927	1"	4"	1/8"	16'	11.696
895	1-1/4"	1/2"	1/8"	16'	3.904
8392	1-1/2"	1/2"	1/8"	16'	4.496
5137	1-1/2"	3/4"	1/8"	16'	5.104
7613	1-1/2"	1"	1/8"	16'	5.696
870701	1-3/4"	7/8"	1/16"	16'	3.056
158262	1-3/4"	1"	1/8"	16'	6.304
7257	1-3/4"	1-5/8"	1/16"	16'	3.824
205621	2"	3/4"	1/8"	16'	6.304
6844	2"	1"	1/8"	16'	6.896
17338	2"	1-1/2"	1/8"	16'	8.096
205701	2"	4"	1/8"	24'1"	21.217
205631	2-1/2"	1"	1/8"	16'	8.096
205641	2-1/2"	1-1/2"	1/8"	16'	9.296
7035	3"	1"	1/8"	16'	9.296
205661	3"	2"	1/8"	16'	11.696
6746	3-1/2"	1-1/4"	1/8"	16'	11.104

CHANNELS Sharp Corners

Sect. No.	DIMENSIONS				Wght per Lgth
	A	B	T	Lgth	
87754	1/2"	1/2"	1/16"	24.083	2.456
2749	1/2"	1/2"	3/32"	16.000	2.368
8997	1/2"	3/4"	1/8"	16.000	4.208
4533	5/8"	5/8"	1/8"	16.000	3.904
2715	3/4"	3/8"	1/8"	16.000	2.992
2169	3/4"	3/4"	1/16"	16.000	2.528
3547	3/4"	3/4"	1/8"	16.000	4.800
25755	3/4"	1-1/2"	1/8"	16.000	8.416
1940	1"	1/2"	1/8"	20.000	5.260
3978	1"	3/4"	1/8"	16.000	5.392
7484	1"	1"	1/8"	16.000	6.608
4847	1"	1"	1/8"	24.000	9.912
7486	1"	1-1/2"	1/8"	24.000	13.512
7485	1"	2"	1/8"	16.000	11.408
5874	1"	2"	1/8"	24.000	17.112
4286	1-1/4"	1/2"	1/8"	20.000	6.000
87071	1-1/4"	3/4"	1/8"	20.000	7.480
4542	1-1/4"	1-1/4"	1/8"	16.000	8.416
4300	1-1/2"	1/2"	1/8"	20.000	6.740
4301	1-1/2"	3/4"	1/8"	16.000	6.608
3466	1-1/2"	1-1/2"	1/8"	21.000	13.377
2105	1-3/4"	3/4"	1/8"	16.000	7.200
5714	1-3/4"	1"	1/8"	16.000	8.384
2388	2"	1/2"	1/8"	16.000	6.608
5527	2"	1"	1/8"	20.000	11.260
892	2"	2"	1/4"	22.000	36.300
2748	2-1/4"	7/8"	1/8"	16.000	9.008
40517	2-1/2"	1-1/2"	1/8"	22.000	17.314
3776	3"	1"	1/8"	16.000	11.408

ANGLES - EQUAL LEGS Sharp Corners

Sect. No.	DIMENSIONS				Wght per Lgth
	A	B	T	Lgth	
1312	1/2"	1/2"	1/16"	16'	1.120
79h	1/2"	1/2"	1/8"	16'	2.096
79o	5/8"	5/8"	1/8"	16'	2.688
472	3/4"	3/4"	1/16"	16'	1.728
79a	3/4"	3/4"	1/8"	16'	3.296
79m	1"	1"	1/16"	16'	2.320
79g	1"	1"	1/8"	16'	4.496
79t	1-1/4"	1-1/4"	1/8"	16'	5.696
79p	1-1/4"	1-1/4"	3/16"	16'	8.304
79v	1-1/2"	1-1/2"	1/8"	16'	6.896
79n	1-1/2"	1-1/2"	3/16"	16'	10.128
79y	1-3/4"	1-3/4"	1/8"	16'	8.096
1071	2"	2"	1/16"	16'	4.688
79x	2"	2"	1/8"	16'	9.296
79e	2"	2"	1/4"	16'	17.984
79xx	2-1/2"	2-1/2"	1/8"	16'	11.696
79yy	3"	3"	1/8"	16'	14.096
79nn	3"	3"	3/16"	16'	20.928
791	4"	4"	1/8"	16'	18.896

SQUARE TUBING Sharp Corners

Sect. No.	DIMENSIONS			Wght per Lgth
	A	T	Lgth	
st3416	3/4"	1/16"	24.083	4.937
st34	3/4"	1/8"	24.083	9.055
st116	1"	1/16"	24.083	6.743
st1	1"	1/8"	24.083	12.668
st114	1-1/4"	1/8"	24.083	16.280
st112	1-1/2"	1/8"	24.083	19.868
st134	1-3/4"	1/8"	24.083	23.457
st2	2"	1/8"	24.083	27.117
st3	3"	1/8"	24.083	41.567
st4	4"	1/8"	24.083	56.402
st412	4-1/2"	1/8"	24.083	63.242
st6	6"	1/8"	24.083	84.893

HAT SECTION

Sect. No.	DIMENSIONS					Wght per Lgth
	A	B	C	T	Lgth	
4370	2"	1"	5/8"	1/8"	16'	12.912

ASK ABOUT:
 NEXT-DAY-OUT ANODIZING SERVICES
 3-Day Out Painted Extrusions
 Panels & Panel Extrusions

RECTANGULAR BAR Sharp Corners

Sect. No.	DIMENSIONS			Wght per Lgth
	A	B	Lgth	
b1812	1/8"	1/2"	16'	1.200
b1834	1/8"	3/4"	16'	1.808
b181	1/8"	1"	16'	2.400
b18114	1/8"	1-1/4"	16'	2.992
b18112	1/8"	1-1/2"	16'	3.600
b18134	1/8"	1-3/4"	16'	4.208
b182	1/8"	2"	16'	4.800
b18212	1/8"	2-1/2"	16'	6.016
b4mm	4mm	1-11/16"	16'	3.792
*b31612	3/16"	1/2"	16'	1.808
b1412	1/4"	1/2"	16'	2.400
b1434	1/4"	3/4"	16'	3.600
b141	1/4"	1"	16'	4.800
b14114	1/4"	1-1/4"	16'	6.016
b14112	1/4"	1-1/2"	16'	7.200
b14134	1/4"	1-3/4"	16'	8.416
b142	1/4"	2"	16'	9.600
b14212	1/4"	2-1/2"	16'	12.000
b143	1/4"	3"	16'	14.400
*b381	3/8"	1"	16'	7.200
b38114	3/8"	1-1/4"	16'	9.024
b38112	3/8"	1-1/2"	16'	10.800
*b1234	1/2"	3/4"	16'	7.200
b121	1/2"	1"	16'	9.600
b12114	1/2"	1-1/4"	16'	12.000
b12112	1/2"	1-1/2"	16'	14.400
b122	1/2"	2"	16'	19.200

ZEEES

Sect. No.	DIMENSIONS					Wght per Lgth
	A	B	C	T	Lgth	
205751	3/4"	3/4"	3/4"	1/8"	16'	4.800
23787	3/4"	7/8"	3/4"	1/8"	16'	5.104
4374	1-1/8"	1"	1-1/8"	1/8"	16'	7.200

Panel Clips
(See reverse side for more panel extrusions.)

CMA29 Panel Z Clip x 16' - 6.032 lbs.
 CMA162 Panel Z Clip x 12' - 3.144 lbs.

ROUND TUBE

Sect. No.	DIMENSIONS			Wght per Lgth
	A	T	Lgth	
rt116	1"	1/16"	24'	5.280
rt112	1-1/2"	1/8"	24'	15.552

TELESCOPING ROUND TUBE

Drawn tubing made of 6063-T832 alloy. These tubes are manufactured per Aluminum Association tolerances for drawn tube and should telescope together, but may fit too tightly for use in load bearing applications.

Sect. No.	DIMENSIONS			Wght per Lgth
	A	T	Lgth	
tt78	7/8"	.058"	12'	2.100
tt1	1"	.058"	12'	2.424
tt118	1-1/8"	.058"	12'	2.748
tt114	1-1/4"	.058"	12'	3.060
tt138	1-3/8"	.058"	12'	3.384
tt112	1-1/2"	.058"	12'	3.708

SQUARE BAR Sharp Corners

Sect. No.	DIMENSIONS			Wght per Lgth
	A	Lgth	Wght per Lgth	
sb12	1/2"	16'	4.800	
sb34	3/4"	16'	10.800	

TEES Sharp Corners

853D is a structural profile

Sect. No.	DIMENSIONS				Wght per Lgth
	A	B	T	Lgth	
25055	1"	1"	1/8"	16'	4.496
5951	1-1/4"	7/8"	1/8"	16'	4.800



SAF ATLANTA, GA
Anodized Coatings, Aluminum Sheet & Extrusions, Aluminum Coil,
Paint & Anodized Finishes, Architectural Aluminum
1581 Huber Street, N.W.
Atlanta, GA 303181


Return Service Requested

Call Toll Free 800-241-7429
Telephone 404-355-1560.

*With our compliments...
Next-Day-Out Service is even easier!*

SAF Aluminum Extrusion & Sheet
Quick Reference Guide Poster

SAF Representative
For Southern California & Hawaii



ARCHITECTURALINSIDER
Russell Williams
Email: russell@arch-insider.com
Phone: 213-973-8034

SAF ORDER POSTER 14b

YOUR PREFERRED SOURCE FOR ALUMINUM EXTRUSIONS & SHEET

Always improving our capacity to more efficiently serve our extrusion, fabrication & finishing customers throughout NORTH AMERICA & INTERNATIONALLY

- 28' tanks fit most commercial projects.
- Architectural finishes, including acid etch, 2-step & clear anodizing.
- Ask about our NEXT-DAY-OUT sheet and extrusion products!
- SAF is one of few places in the world that can custom anodize & ship sheet & extrusions within 24 hrs.
- Order on-line at www.saf.com

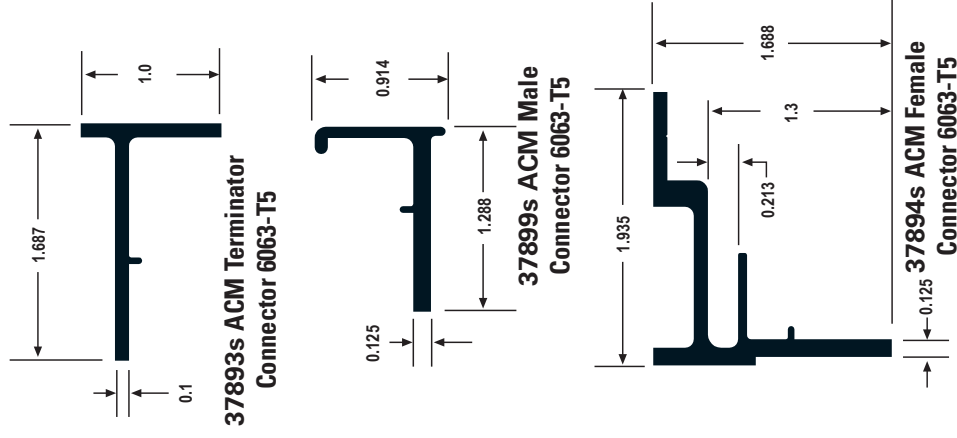


Architectural Panel Systems for any project...

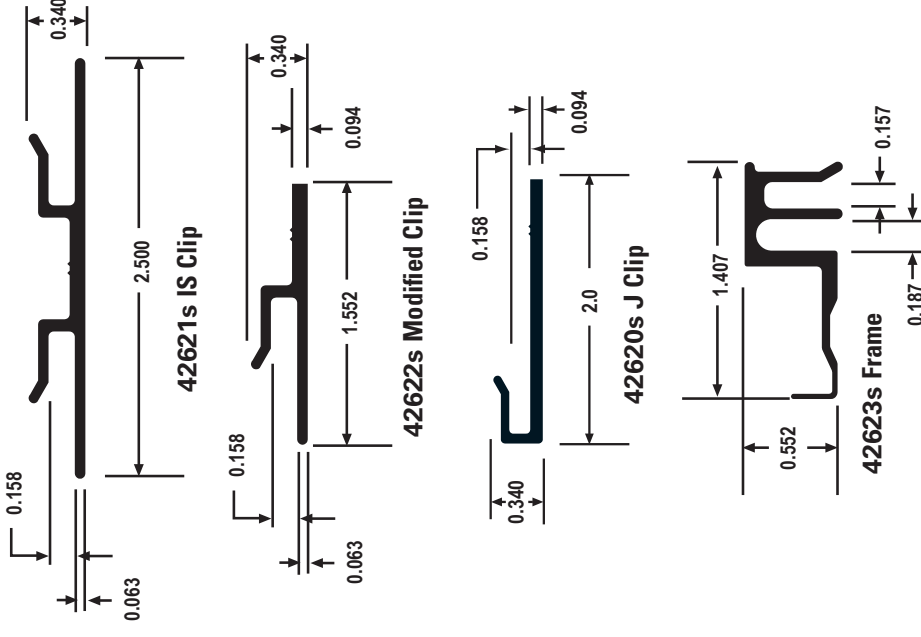


While you review Panel Extrusions, consider SAF complete Wet Seal or Dry panel systems. SAF Pre-engineered Panel Systems enable speedy panel design & easy installation on the job site. Choose from aluminum & brand name ACM (Aluminum Composite Material) panels. Visit saf.com/panels or call an SAF Panel Pro at 800-241-7429 for complete information & product application details.

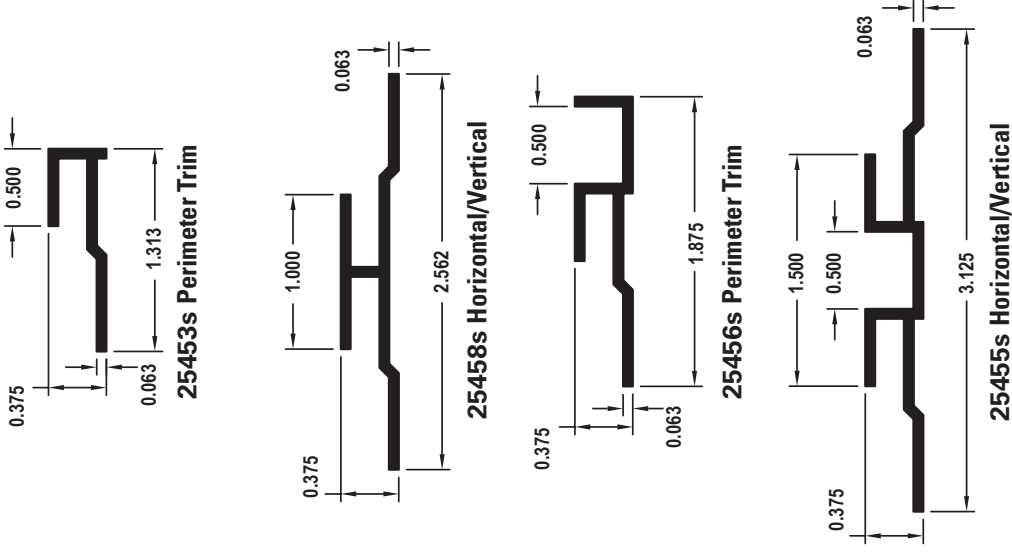
ACM C-3000 Series



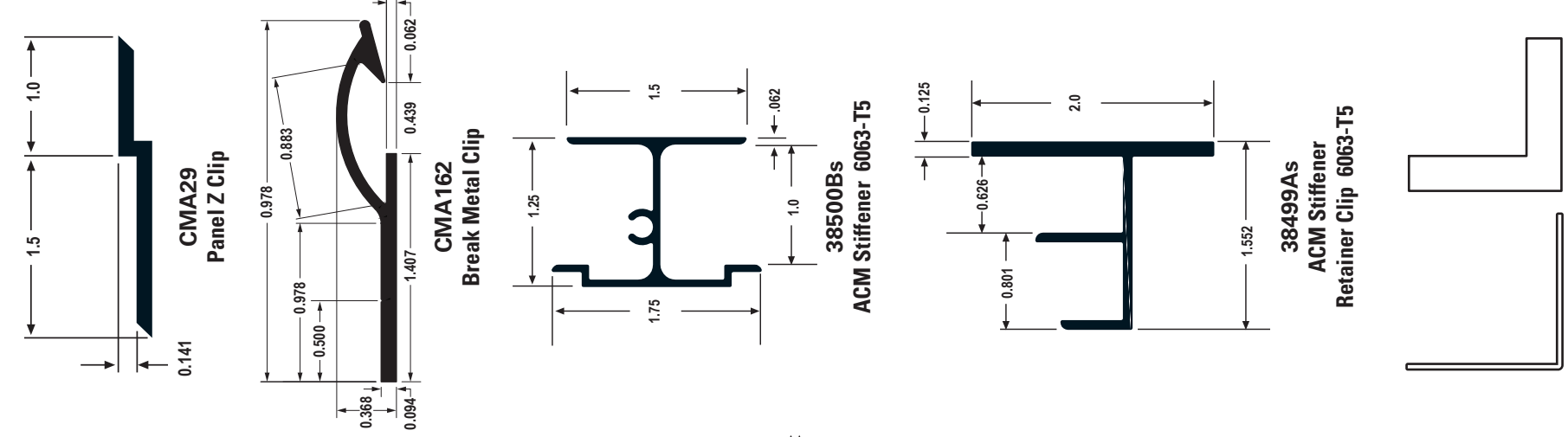
C-4000, C4500 & M4000 RAINSCREEN



ACM E Wall Series



UNIVERSAL SAF PANEL EXTRUSIONS



PANEL EXTRUSIONS

Sect. No.	Description	Length	lbs/each
25453s	E Wall Perimeter	12	1.891
25454s	E Wall Inside Corner	12	3.841
25455s	E Wall Hor/Vert Reveal	12	4.251
25456s	E Wall Perimeter Reveal	12	2.686
25457s	E Wall Outside Corner	12	3.468
25458s	E Wall Hor/Vert 1 inch	12	3.456
37893s	ACM Terminator Connector 6063-T5	12	3.816
37894s	ACM Male Connector 6063-T5	12	7.188
37899s	ACM Female Connector 6063-T5	12	3.240
38499As	Stiffener Retainer Clip 6063-T5	12	7.032
38500Bs	ACM Stiffener 6063-T5	12	4.680
b4mm	Flat bar 4mm x 1-11/16" 6063 T6	12	3.792
42620s	J Clip - 6063 T5	12	2.749
42621s	IS Clip 6063-T5	12	3.768
42622s	Modified Clip 6063-T5	12	2.304
42623s	Frame 6063-T5	12	3.216
CMA29	Panel Z Clip x 16" (specify Mill, 204r, Dk Brz, Blk 2-step Finish)	16	6.032
CMA162	Break Metal Clip	12	3.114
42625CB	Formed Panel Corner Bracket (0.063" x 3" x 3")	3"	0.045
42624CB	Flat Panel Corner Bracket (0.063" x 3" x 3")		0.045



SAF ATLANTA, GA
Tel: 800-241-7429 • 404-355-1560
FAX: 404-350-0581 • sales@saf.com

SAF WEST, Redding, CA
Tel: 866-660-6627 • 530-244-7518
FAX: 530-244-7830 • sales@saf.com

SAF MIDWEST, Indianapolis, IN
Tel: 800-357-9016 • 317-556-1890
FAX: 317-542-3031 • sales@saf.com